



The Vale

CODICOTE, HERTFORDSHIRE

A stunning collection of two, three,
four and five bedroom homes nestled on
a chalk ridge in the Chiltern Hills, Hertfordshire.

Taylor
Wimpey

Welcome to The Vale

Nestled in the charming, historic village of Codicote, The Vale is a brand new community in the rolling hills of Hertfordshire.

This beautiful collection of homes has been thoughtfully designed, seamlessly blending into the picturesque surroundings, while offering contemporary, high quality living spaces.



[View the site plan](#)

Love village life

Offering blissful countryside living, The Vale is the perfect place to put down roots and is ideally located within walking distance of Codicote's village amenities.

For those commuting, Welwyn North station is just ten-minutes away, offering direct connections to London King's Cross in under 40 minutes.

Catering to a range of lifestyles, The Vale balances idyllic surroundings and convenience.

Coronation Fountain



St. Albans Road, Codicote



Codicote High Street



Find out more about location



The Gilbert

3 BEDROOM HOME, TOTAL 1,201 sq. ft. / 111.60 sq. m.



GROUND FLOOR

Kitchen/Dining Area

5.27m x 2.87m 17'4" x 9'5"

Living Room

4.24m x 4.22m 13'10" x 13'11"



FIRST FLOOR

Bedroom 1

4.51m x 2.76m 14'10" x 9'1"

Bedroom 2

5.27m x 3.55m 17'4" x 11'8"

Bedroom 3

5.27m x 2.94m 17'4" x 7'2"



Discover more about this home



View our current availability

The floor plans depict a typical layout of this house type. For exact plot specification, details of external and internal finishes, dimensions and floor plan differences consult your Sales Executive. All dimensions are + or - 50mm and floor plans are not shown to scale. The kitchen layout and furniture positions are for indicative purposes only. The computer generated image is for illustrative purposes only and it is from an imaginary viewpoint within an open space area. Its purpose is to give a feel for the development, not an accurate description of each property. The illustration shows a typical Taylor Wimpey home of this type, but there are, however, variances from site to site. External materials, finishes, landscaping and the position of garages (where provided) may vary throughout the development. Properties may also be built handed (mirror image). Images may include optional upgrades at an additional cost. Please ask for further details. Please speak to our sales executives regarding the tenure of our new homes. 51503 / July 2024.



The Marford

4 BEDROOM HOME, TOTAL 1,564 sq. ft. / 145.30 sq. m.



GROUND FLOOR

Kitchen

4.79m × 3.32m 15'9" × 10'11"

Family Area

3.91m × 3.27m 12'10" × 10'9"

Living Room

4.76m × 3.91m 15'8" × 12'10"

Dining Room

3.04m × 2.67m 10'0" × 8'9"



FIRST FLOOR

Bedroom 1

4.91m × 3.66m 16'2" × 12'0"

Bedroom 2

4.00m × 3.34m 13'2" × 11'0"

Bedroom 3

4.72m × 3.25m 15'6" × 10'8"

Bedroom 4

3.80m × 2.54m 12'6" × 8'4"



[Discover more about this home](#)



[View our current availability](#)

The floor plans depict a typical layout of this house type. For exact plot specification, details of external and internal finishes, dimensions and floor plan differences consult your Sales Executive. All dimensions are + or - 50mm and floor plans are not shown to scale. The kitchen layout and furniture positions are for indicative purposes only. The computer generated image is for illustrative purposes only and it is from an imaginary viewpoint within an open space area. Its purpose is to give a feel for the development, not an accurate description of each property. The illustration shows a typical Taylor Wimpey home of this type, but there are, however, variances from site to site. External materials, finishes, landscaping and the position of garages (where provided) may vary throughout the development. Properties may also be built handed (mirror image). Images may include optional upgrades at an additional cost. Please ask for further details. Please speak to our sales executives regarding the tenure of our new homes. 51503 / July 2024.



The Waysdale

4 BEDROOM HOME, TOTAL 1,549 sq. ft. / 143.90 sq. m.



GROUND FLOOR

Kitchen/Breakfast/Family Area

6.82m × 3.50m 22'5" × 11'6"

Living Room

4.62m × 4.48m 15'2" × 14'9"

Dining Room

3.05m × 2.91m 10'0" × 9'7"



FIRST FLOOR

Bedroom 1

6.09m × 3.50m 20'0" × 11'6"

Bedroom 2

4.62m × 2.93m 15'2" × 9'7"

Bedroom 3

3.06m × 2.91m 10'1" × 9'7"

Bedroom 4

3.54m × 2.79m 11'8" × 9'2"



Discover more about this home



View our current availability

The floor plans depict a typical layout of this house type. For exact plot specification, details of external and internal finishes, dimensions and floor plan differences consult your Sales Executive. All dimensions are + or - 50mm and floor plans are not shown to scale. The kitchen layout and furniture positions are for indicative purposes only. The computer generated image is for illustrative purposes only and it is from an imaginary viewpoint within an open space area. Its purpose is to give a feel for the development, not an accurate description of each property. The illustration shows a typical Taylor Wimpey home of this type, but there are, however, variances from site to site. External materials, finishes, landscaping and the position of garages (where provided) may vary throughout the development. Properties may also be built handed (mirror image). Images may include optional upgrades at an additional cost. Please ask for further details. Please speak to our sales executives regarding the tenure of our new homes. 51503 / July 2024.



The Littleford

4 BEDROOM HOME, TOTAL 1,669 sq. ft. / 155.10 sq. m.



GROUND FLOOR

Kitchen

4.80m × 3.33m 15'9" × 10'11"

Family Area

3.91m × 3.00m 12'10" × 10'9"

Living Room

3.91m × 4.78m 12'10" × 15'8"

Dining Room

2.69m × 3.00m 8'10" × 10'



FIRST FLOOR

Bedroom 1

6.09m × 3.50m 20'0" × 11'6"

Bedroom 2

4.62m × 2.93m 15'2" × 9'7"

Bedroom 3

3.06m × 2.91m 10'1" × 9'7"

Bedroom 4

3.54m × 2.79m 11'8" × 9'2"



Discover more about this home



View our current availability

The floor plans depict a typical layout of this house type. For exact plot specification, details of external and internal finishes, dimensions and floor plan differences consult your Sales Executive. All dimensions are + or - 50mm and floor plans are not shown to scale. The kitchen layout and furniture positions are for indicative purposes only. The computer generated image is for illustrative purposes only and it is from an imaginary viewpoint within an open space area. Its purpose is to give a feel for the development, not an accurate description of each property. The illustration shows a typical Taylor Wimpey home of this type, but there are, however, variances from site to site. External materials, finishes, landscaping and the position of garages (where provided) may vary throughout the development. Properties may also be built handed (mirror image). Images may include optional upgrades at an additional cost. Please ask for further details. Please speak to our sales executives regarding the tenure of our new homes. 51503 / July 2024.

GET TO KNOW


The Vale

CODICOTE, HERTFORDSHIRE

5 BEDROOM HOMES

 **The Rushton**
5 bedroom home
Plots: 26, 29, 30, 53 & 57

 **The Rushton V**
5 bedroom home
Plots: 28, 31, 32 & 57

 **The Wayford**
5 bedroom home
Plots: 27, 52 & 66


4 BEDROOM HOMES


 **The Norford**
4 bedroom home
Plots: 35-38

 **The Marford**
4 bedroom home
Plots: 24, 55 & 65

 **The Littleford**
4 bedroom home
Plots: 33, 43 & 44

 **The Rossdale**
4 bedroom home
Plots: 23 & 25

 **The Trusdale**
4 bedroom home
Plot: 64

 **The Waysdale**
4 bedroom home
Plots: 1, 22, 41, 42,
45 & 54

 **The Janford***
Plots: 46 & 47

3 BEDROOM HOMES

 **The Gilbert**
3 bedroom home
Plots: 59 & 60

 **The Barford**
3 bedroom home
Plot: 34

 **3 bedroom home***
Plots: 39, 40, 48-51,
62 & 63

2 BEDROOM HOMES

 **The Blandford**
2 bedroom home
Plots: 18 & 19

 **The Norden**
2 bedroom home
Plots: 20, 21, 58 & 61

 **The Ashenford***
Plots: 12-17

 **The Edale***
Plot: 2

1 & 2 BEDROOM APARTMENTS

 **1 & 2 bedroom
apartments***
Plots: 3-5 & 6-11

*ah/r = Affordable homes - rented
*ah/h = Affordable housing
*ah/f = Affordable first homes
LAP = Local Area of Play
SS = Sub Station
V = Visitor Parking
▶ = Garage
▷ = Drive Through



VIEW CURRENT AVAILABILITY



The Development Layout does not show details of gradients of land, boundary treatments, local authority street lighting or landscaping. It is our intention to build in accordance with this layout. However, there may be occasions when the house designs, boundaries, landscaping and positions of roads and footpaths change as the development proceeds. Please check the details of your chosen property with your sales executive prior to reservation. 51503 September 2023.

Take your next step



Find your dream home
on our website.



**Book an
appointment to
view our show homes.**



Take a virtual tour of
our homes from the
comfort of your sofa.



Have your questions
answered by calling
our sales executives on
01438 908583.



Find out how we can
get you moving with
our buying schemes.



Book an appointment



How to buy a home



THE VALE Land off High Street, Codicote, Hertfordshire, SG4 8XA



ashtons
land & new homes



ashtons
land & new homes

**Taylor
Wimpey**